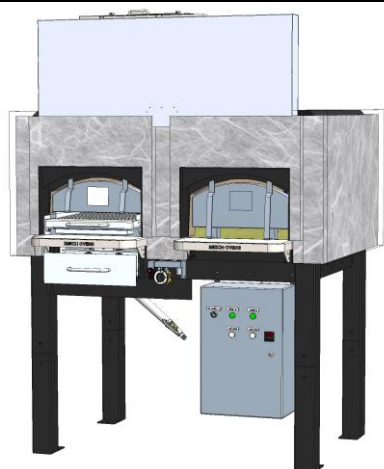




## PRODUCT



### MANUFACTURER

BEECH OVENS

### MODEL NUMBER

RGO1250

### PRODUCT DESCRIPTION

Rectangular Grill Oven – Wood/Gas fired.

**Ext Width:**

1600mm.

**Int Width:**

1250mm.

**Height:**

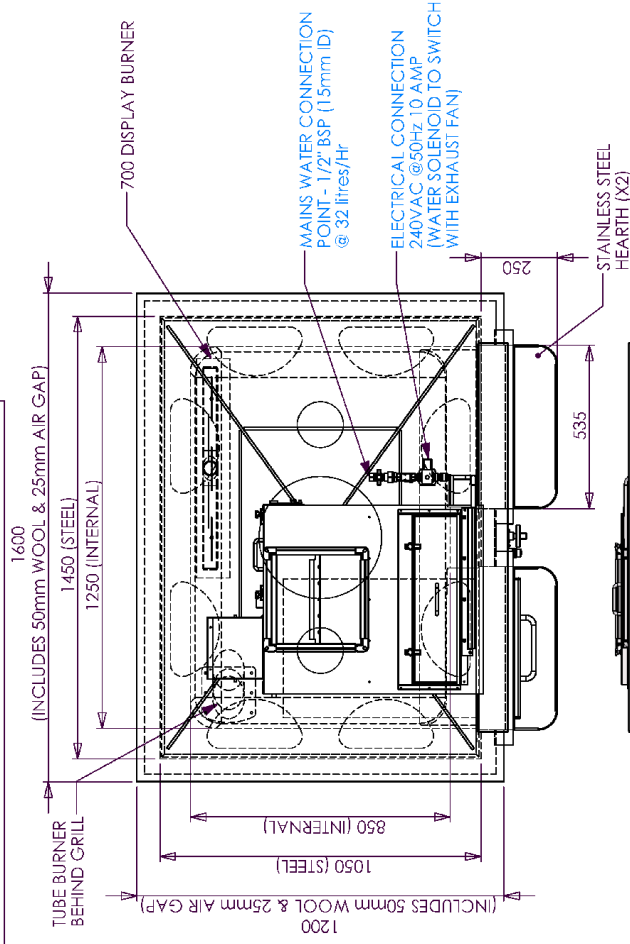
1730mm.

**MANUFACTURED IN AUSTRALIA**

[www.beechovens.com](http://www.beechovens.com)

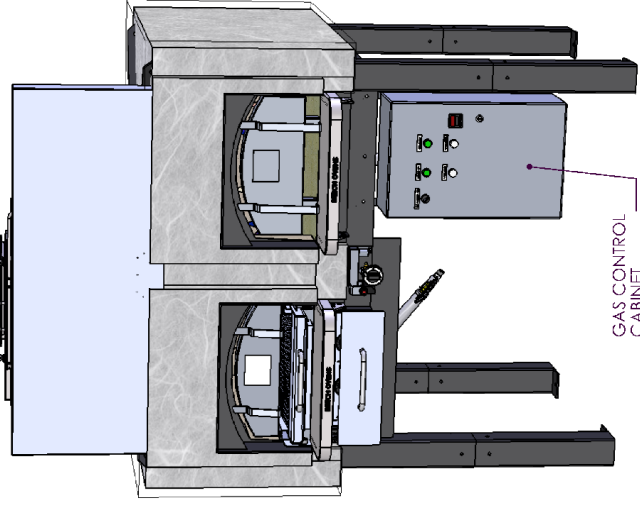
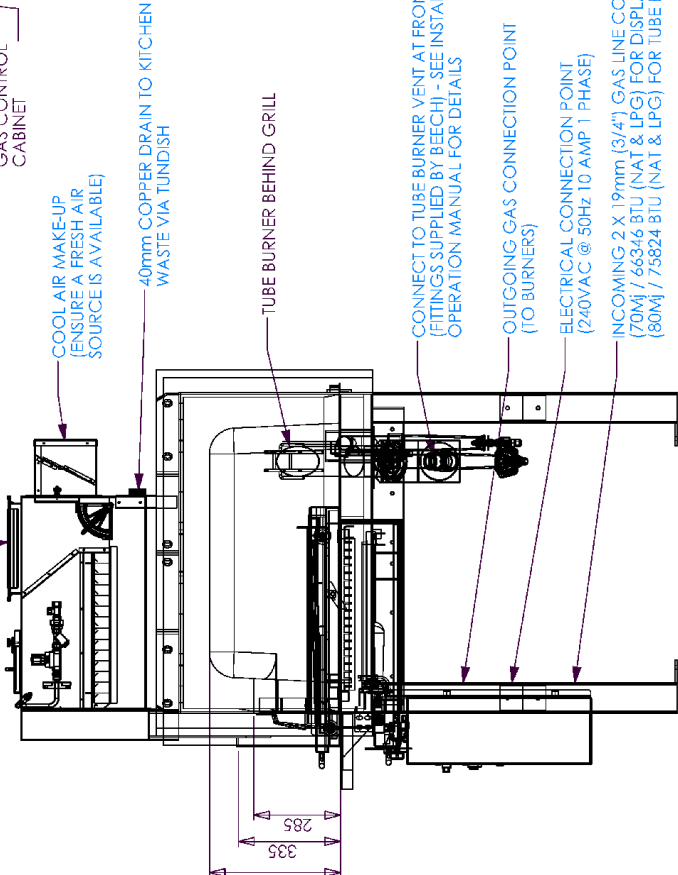
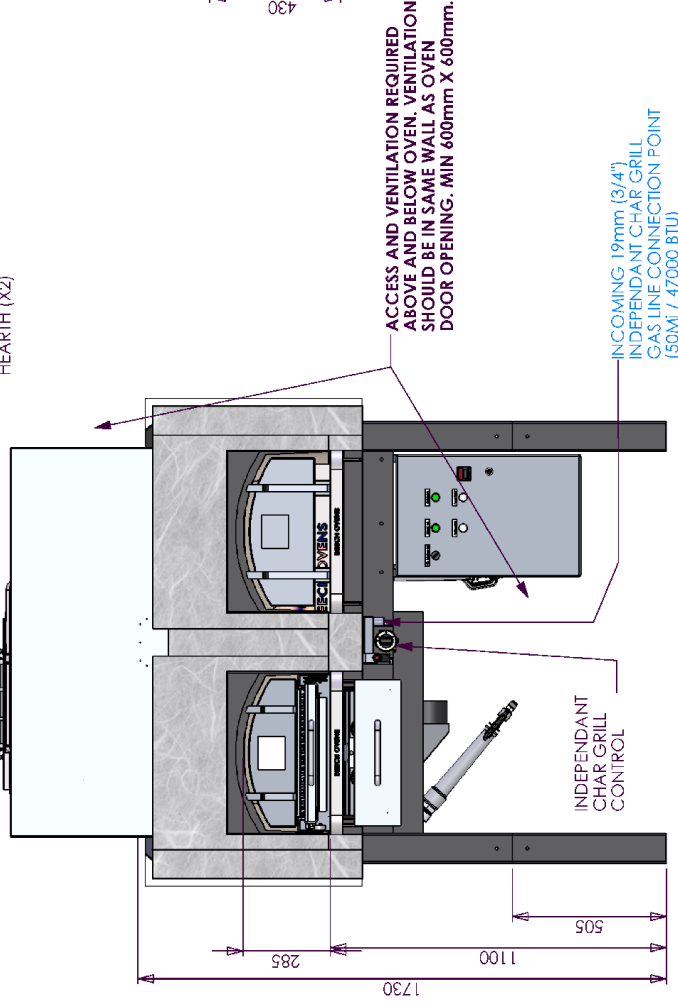
## SPECIFICATIONS

<b>Purpose</b>	Wood/Gas Fired stone hearth oven for grilling meat and cooking Pizza and other dishes.
<b>Construction</b>	High grade castable ceramic encased in 5mm steel housing supplied in 2 major sections with removable legs. 50mm insulation covers oven body, 25mm air gap between insulation and non-combustible façade material. 75mm stone hearth floor above 25mm insulating board and 5mm plate.
<b>Firing Type</b>	Wood, Gas or Gas Back-up ( <i>Wood and Gas</i> )
<b>Gas</b>	Gas Back-up - 80Mj NAT / 80Mj LPG ( <i>Tube Burner</i> ) Full Gas - 70Mj + 80Mj NAT / 70Mj + 80Mj LPG ( <i>Display + Tube Burner</i> ) Grill - 50Mj NAT & LPG ( <i>Independent supply</i> )
<b>Exhaust Requirements</b>	Under Canopy/Hood <b>OR</b> Beech Spray Filter ( <i>Wet Scrubber</i> ) <b>OR</b> Flue Transition.
<b>MEP Ratings</b>	Gas Connection – 19mm (3/4”) line (1 per burner and 1 independent supply for grill). Electrical – 220-240VAC @ 50Hz 1 Phase 10 AMP Spray Filter Water Inlet– 15mm @ 30 L/Hr. Spray Filter Water Outlet – 40mm Copper Drain – To drain via tundish visible to operator. Spray Filter Water Solenoid – 220-240VAC @ 50Hz 1 Phase 10AMP ( <i>Linked to exhaust fan – Fan ON = Solenoid ON</i> ) Spray Filter Exhaust Ratings – 300mm x 300mm connection, 130Pa Static Pressure, 1000l/sec Spray Filter Cool air Make-up unit – Ensure a fresh air supply is available. No connection required.
<b>Capacity</b>	Cooks approximately 25 x 300mm pizzas per hour. Grill surface approx. 400mm x 600mm.
<b>Accessories</b>	Pizza Tools ( <i>Pizza Peel, Spigot Brush, Brass Floor Brush, Bubble Hook, SS Rake and Shovel</i> ) Stainless Steel Hearth ( <i>Optional – shown in image</i> ) Spray Filter ( <i>Optional – shown in image</i> )
<b>Safety</b>	Oven and associated systems are CE and UL compliant. UL Tested to Subject 2162 ( <i>Wood/Gas Fired</i> ). Complies to USA “ANSI-NSF standard 4” Exterior temperatures below 50°C. Compliant Gas systems with flame failure device.
<b>Special Requirements</b>	Façade and Oven surround to be made of non-combustible material. Tube Burner Vent to be connected via ventilation panel in front façade panel below oven door ( <i>See Installation and Operation Manual for details</i> ) Access and ventilation panel to both above and below oven - minimum 600mm x 600mm Metal infill required between oven spigot and façade to prevent hot air and flames entering the façade cavity.



**NOTES:**  
 CONNECTION TO APPROVED FLUE/DUCTING REQUIRED (CHECK LOCAL CODES AND REGULATIONS)  
 SERVICES REQUIRED - SEE BLUE TEXT  
 THE OVEN IS DELIVERED IN THREE (3) SECTIONS:  
 UPPER SECTION - Approx 850kg  
 BASE SECTION - Approx 480kg (INCLUDING GRILL)  
 LEGS - Approx 10kg EACH  
 TOTAL WEIGHT = Approx 1600kg  
 FOR INSTALLATION INSTRUCTIONS SEE INSTALLATION AND OPERATION MANUAL

EXHAUST REQUIREMENTS  
 300mm X 300mm FLUE CONNECTION  
 @ 1000 litres/sec (3600m<sup>3</sup>/Hr)  
 @ 130Pa STATIC PRESSURE



Drawn	S Trood	Checked	Scale	1:17	Date	6/06/2011
RECTANGULAR GRILL OVEN 1250mm ID FGR (GRILL & TUBE LEFT - DISP RIGHT SPRAY FILTER_SS HEARTH			A3		NTS - SITE MEASURE	